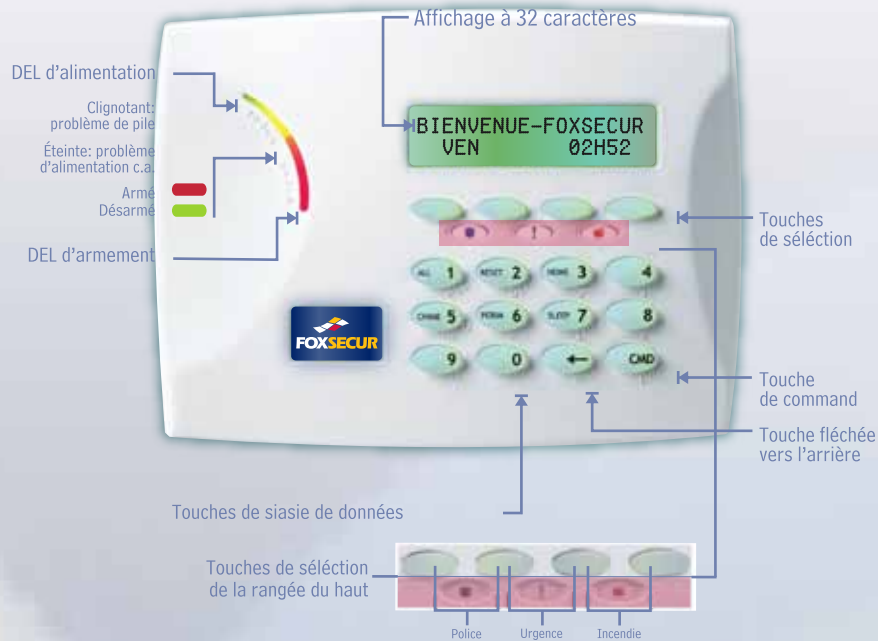
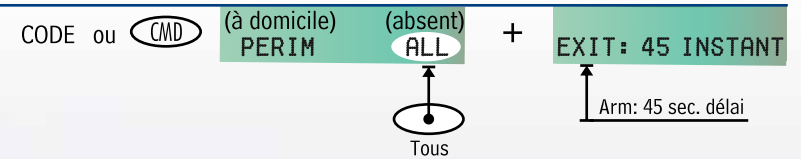


LE GUIDE RAPIDE D'UTILISATEUR

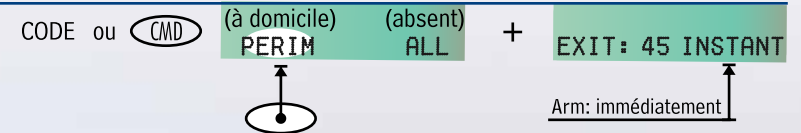
Clavier numérique d'alarme DM - LCD




Armement du système (absent - à domicile)



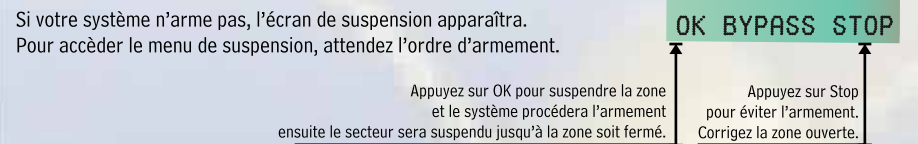
Armement d'un système de périmètre (à domicile)



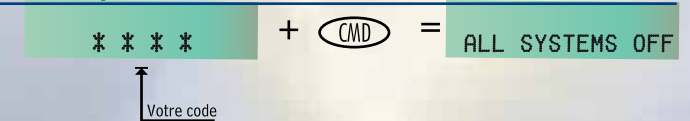
Désarmement du système



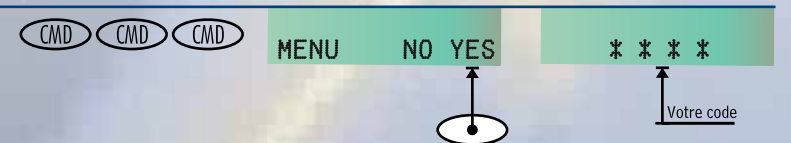
Suspension de zones



Forcer l'armement ou Suspendre zones en défaut



Menu du système

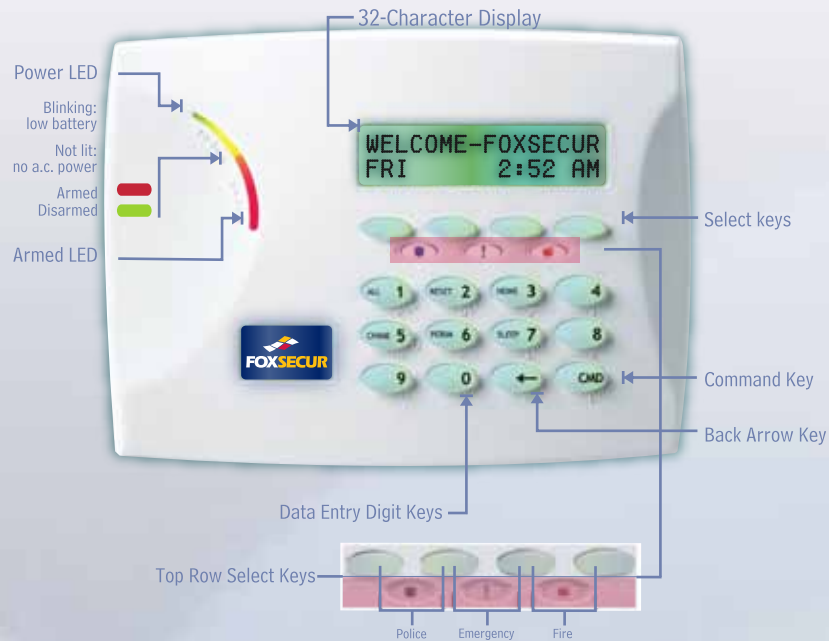


CMD La touche COMMAND permet de naviguer parmi les affichages du clavier et dans le MENU. Une fois sur le Menu appuyez sur la touche correspondante.

← Pour quitter le Menu.

FOXSECUR USER'S GUIDE

DM Alarm System Keypad - LCD

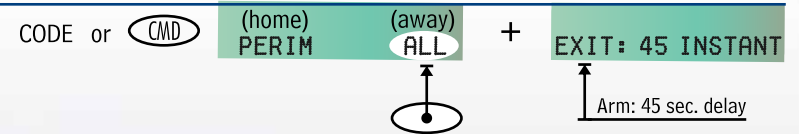


www.foxsecur.com

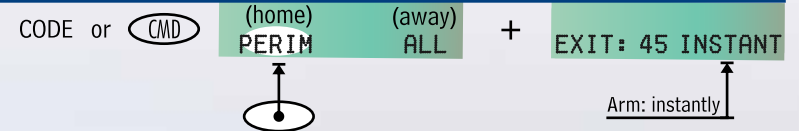
info@foxsecur.com

Service: 514-327-4942 Central: 514-990-4942 877-327-4942


To Arm System (home mode - away mode)



To Arm System Perimeter (home mode)

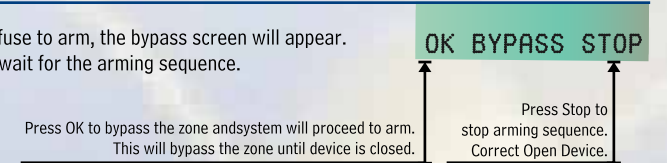


To Disarm System




Bypass Zones

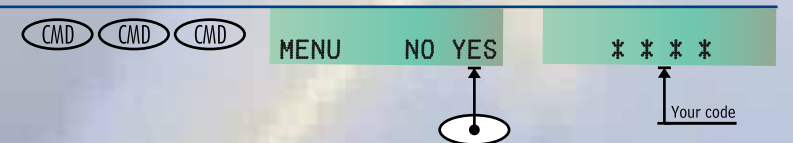
Should your alarm system refuse to arm, the bypass screen will appear. To access the Bypass Menu, wait for the arming sequence.



To Force Arm or Bypass Bad Zones



System Menu



CMD By using the CMD key, you navigate through the System Menu. Upon proper menu press the corresponding key.

← To quit the menu.